




Specimen Type	Appropriate Specimens	Container
Body Fluids - Ascitic - Pleural - Pericardial - Peritoneal - Pancreatic Cyst Fluids - Ovarian Cyst Fluids PLEASE NOTE THAT CELL COUNTS ARE NO LONGER PERFORMED	<ul style="list-style-type: none"> Please send in at least 25ml of fluid 	25 ml sterile universal container 
Breast Cyst Fluid	Send only if blood stained	25 ml sterile universal container
Breast Fine Needle Aspirates	<ul style="list-style-type: none"> Prepare two fixed slides as directed by laboratory personnel Rinse needle in preservcyt solution <p>*If not trained in slide spreading, please just send in needle rinse*</p>	Slides must be labelled in pencil with name and date of birth/unit number <u>Needle Wash</u> 10 ml preservcyt in 25 ml sterile universal container
Bronchial Brushes	<ul style="list-style-type: none"> Brush is sent to laboratory <p>PLEASE DO NOT PREPARE SLIDES</p>	Vial of 10ml cytorich red 
Bronchial Washes	<ul style="list-style-type: none"> Add wash to universal and top up with cytorich red – ensure at least 50% of fluid is cytorich red. 	25 ml sterile universal container containing cytorich red
Bronchoalveolar Lavage	<ul style="list-style-type: none"> Add wash to small universal and send immediately – *Please state on form whether the identification of fat-laden or haemosiderin-laden macrophages is required* 	25ml sterile universal container
CSF	<ul style="list-style-type: none"> Please send to laboratory immediately after taking specimen If the specimen is taken outside of normal laboratory hours the specimen must be refrigerated 	Small glass vial or 25ml sterile universal container
Fine Needle Aspirates	<ul style="list-style-type: none"> Prepare one fixed and one air-dried slide as directed by laboratory personnel 	Slides must be labelled in pencil with name and date of birth/unit number

	<ul style="list-style-type: none"> For Thyroid specimens, rinse needle in phosphate buffered saline All others rinse needle in preservcyt solution 	<u>Needle Wash</u> 10 ml preservcyt or phosphate buffered saline in 25 ml sterile universal container
Gastrointestinal Tract material	<ul style="list-style-type: none"> Brush is sent to laboratory <p>PLEASE DO NOT PREPARE SLIDES</p>	10 ml of phosphate buffered saline OR cytorich red in 25 ml sterile universal container
Pancreatic FNA	<ul style="list-style-type: none"> Rinse needle in cytorich red 	Vial of 10ml cytorich red or 10ml cytorich red in sterile universal container
Sputum	<ul style="list-style-type: none"> Deep cough early in the morning prior to brushing teeth or eating breakfast Specimens should be taken on 3 consecutive days. 	Sputum pot 
PLEASE NOTE: Sputum specimens should not be sent for the diagnosis of PCPs		
Urine	<ul style="list-style-type: none"> Freshly voided specimen preferably mid-morning Avoid early morning urine as the cells will appear degenerate and interpretation will be difficult/non diagnostic Avoid catheter specimens If catheter specimen cannot be avoided, please note on request form 	25 ml sterile universal container

